

Overview Gap Time

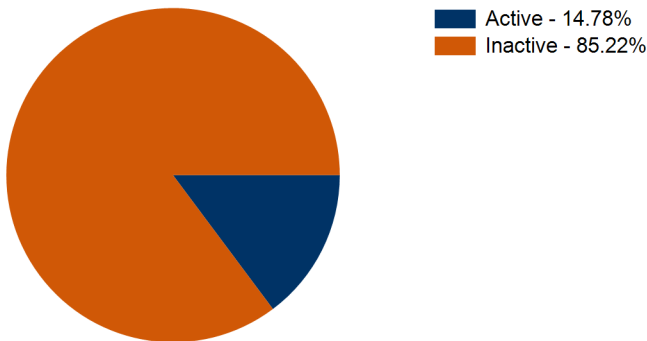


Start Time: Wednesday, January 3, 2018 1:36 PM **End Time:** Wednesday, January 10, 2018 1:36 PM

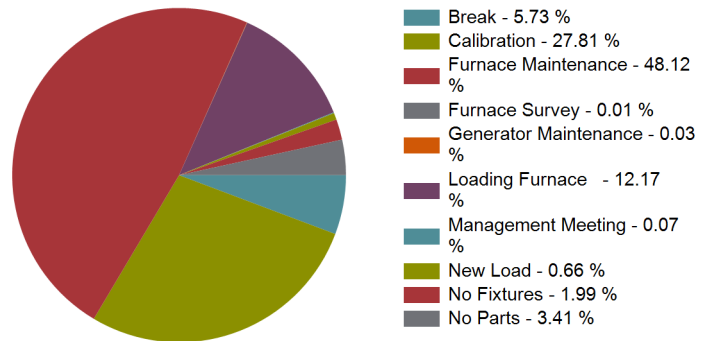
Utilization 14.78%

| Gap Name | Percent of Time |
|-----------------------|-----------------|
| Furnace Maintenance | 28.98% |
| New Load | 0.40% |
| Loading Furnace | 7.33% |
| No Parts | 2.06% |
| Calibration | 16.75% |
| Generator Maintenance | 0.02% |
| No Fixtures | 1.20% |
| Furnace Survey | 0.00% |
| Break | 3.45% |
| Management Meeting | 0.04% |

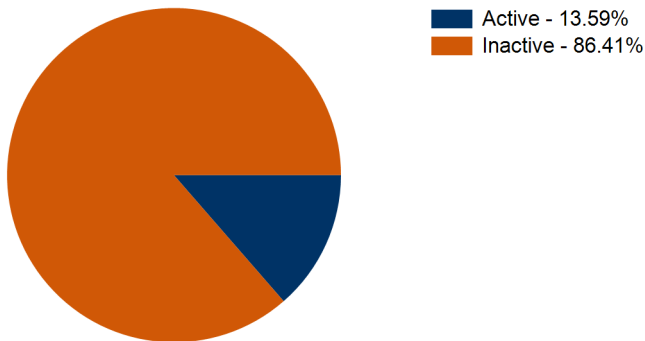
Utilization Chart



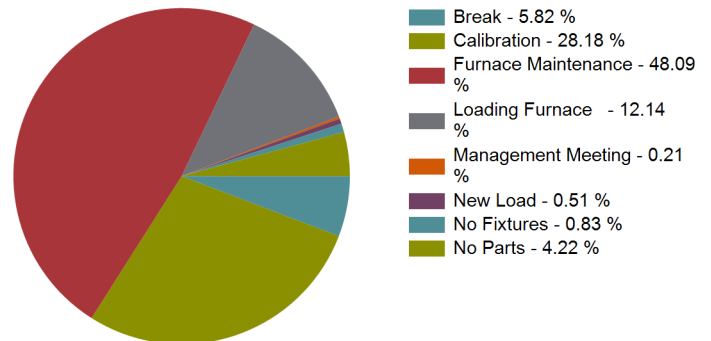
Gap Chart



First Shift Utilization Chart



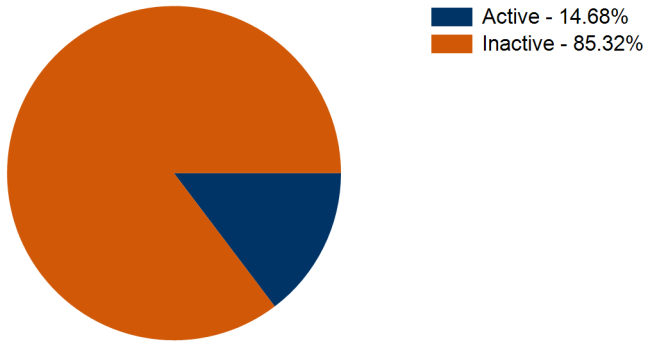
First Shift Gap Chart



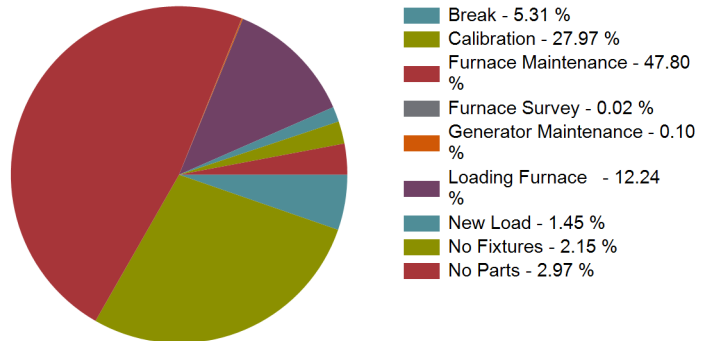
Overview Gap Time

Start Time: Wednesday, January 3, 2018 1:36 PM End Time: Wednesday, January 10, 2018 1:36 PM

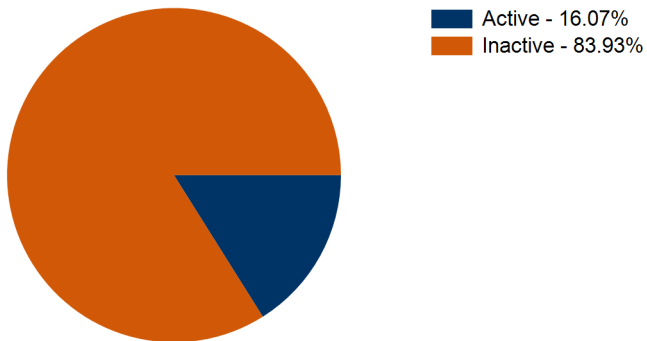
Second Shift Utilization Chart



Second Shift Gap Chart



Third Shift Utilization Chart



Third Shift Gap Chart

